



*Innovative
Clean Air
Solutions*

Variflow® II-M Variflow® II-MC

**High Efficiency Mini-Pleat Filters
with Metal Cell Sides**

Variflow II metal cell filters incorporate the performance of high efficiency mini-pleat media packs with durable corrosion resistant steel cell sides. Two construction styles are available:

Variflow II-MC - Single Header (4") for side access applications.

Variflow II-M - Box Style, No Header (2",4"). The all-metal construction of Variflow II-M and MC makes these products ideal for high humidity or high moisture environments where space is a premium.

- High efficiency, microglass paper media
- Mini-pleat media pack with adhesive bead separators
- Available in two efficiencies:
90% - 95% (MERV-14); 60 - 65% (MERV 11)
- Low profile (2" and 4" deep)
- Completely rigid, all metal design
- Corrosion resistant galvanized steel cell sides
- Expanded metal faceguard on air leaving side
- Moisture resistant
- Optional gaskets
- Classified UL Class 2
- Maximum operating temperature: 170 °F



Model Number	Nominal Size (In) (W x H x D)	Air Flow Capacity (CFM) @ 500 FPM - 4" @ 250 FPM - 2"	Initial Resistance @ Rated Air Flow (In. W.G.)		Recommended Final Resistance (In. W.G.)	Media Area (FT ²)
			90-95%	60-65%		
VARIFLOW II MC (SINGLE HEADER)						
VF2-MC-*03	12 x 24 x 4	1000	.85"	.60"	1.5"	44
VF2-MC-*13	20 x 20 x 4	1400	.85"	.60"	1.5"	64
VF2-MC-*15	20 x 24 x 4	1650	.85"	.60"	1.5"	79
VF2-MC-*04	24 x 24 x 4	2000	.85"	.60"	1.5"	97
VARIFLOW II M (BOX STYLE)						
VF2-M-2 *03	12 x 24 x 2	500	.45"	.20"	1.5"	38
VF2-M-2 *04	24 x 24 x 2	1000	.45"	.20"	1.5"	79
VF2-M-4 *03	12 x 24 x 4	1000	.75"	.48"	1.5"	53
VF2-M-4 *13	20 x 20 x 4	1400	.75"	.48"	1.5"	76
VF2-M-4 *15	20 x 24 x 4	1650	.75"	.48"	1.5"	91
VF2-M-4 *04	24 x 24 x 4	2000	.75"	.48"	1.5"	110

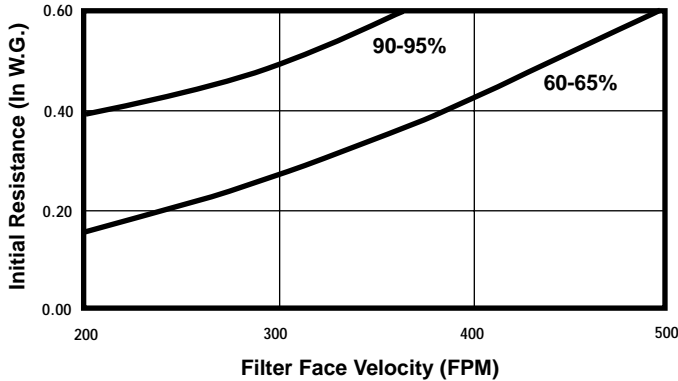
* = Filter Efficiency (9 = 90-95%, 6 = 60-65%)

1. Actual face dimensions are 5/8" less than nominal (24" x 24" is 23-3/8" x 23-3/8"). Actual depth: 4" is 3-3/4"; 2" is 1-3/4".
2. Width and height dimensions are interchangeable. Variflow II filters can be installed with the pleats either vertical or horizontal (vertical is preferred).
3. Filters can be operated up to 125% of rated velocity.
4. All performance data is based on the ASHRAE 52.1 and 52.2 test methods. Performance tolerances conform to section 7.4 of ARI Standard 850-93.

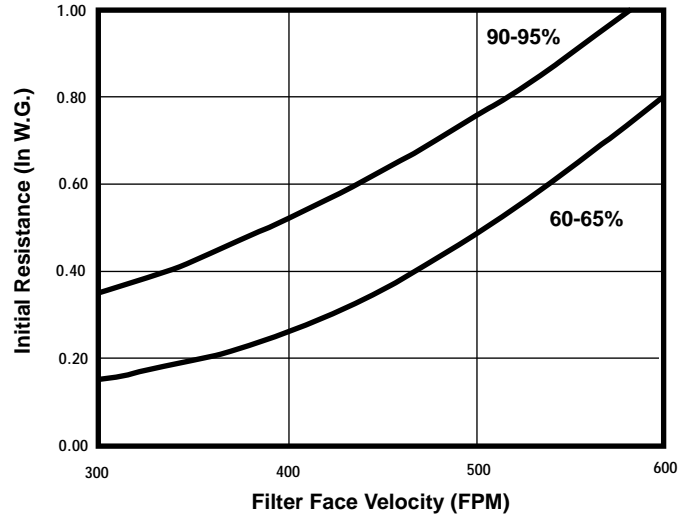
Operating Data

Initial Resistance vs. Filter Face Velocity Variflow II-M (Box Construction - No Header)

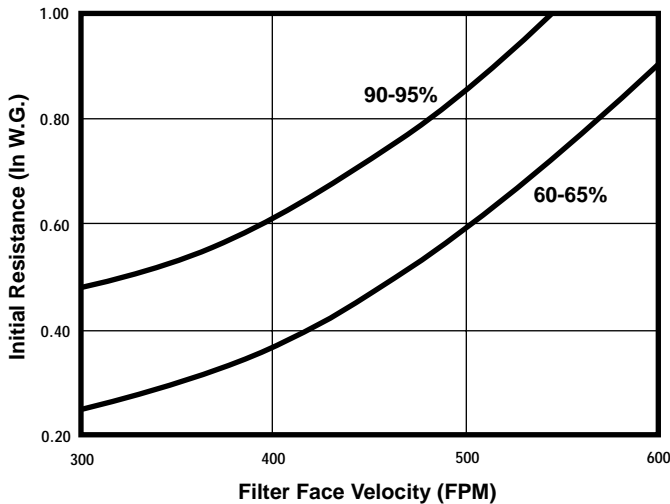
2" Sizes



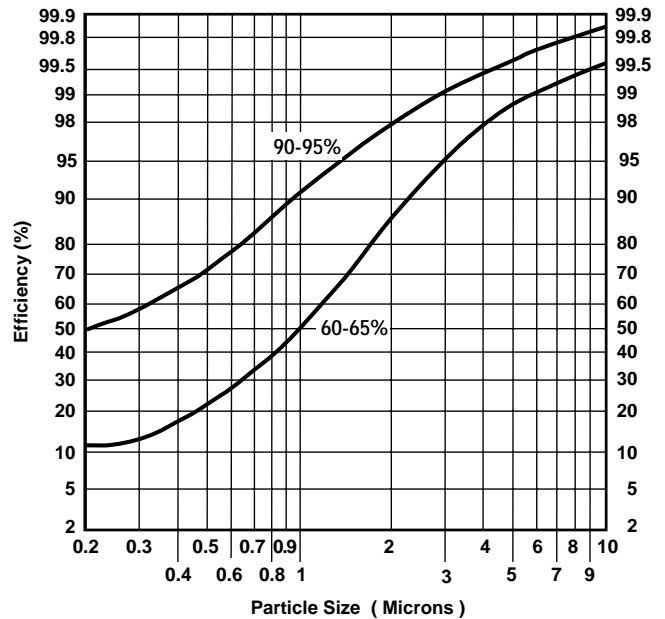
4" Sizes



Variflow II-MC (4" with Header)



Efficiency by Particle Size



Underwriters Laboratories, Inc. Classification
Variflow II filters are classified Class 2 per U.L. Standard 900.

Operating Temperature Limits (Continuous)
170 °F (77 °C)



AIRGUARD

P.O. BOX 32578, LOUISVILLE, KENTUCKY 40232-2578
1-866-247-4827 FAX (502) 961-0930

Visit our Web Site - www.airguard.com
E-Mail Address - mailbag@airguard.com

Airguard has a policy of continuous product research and development and reserves the right to change design and specifications without notice.

Distributed by: